


## How to identify if your Windows PC is on the UGA MSMYID Domain

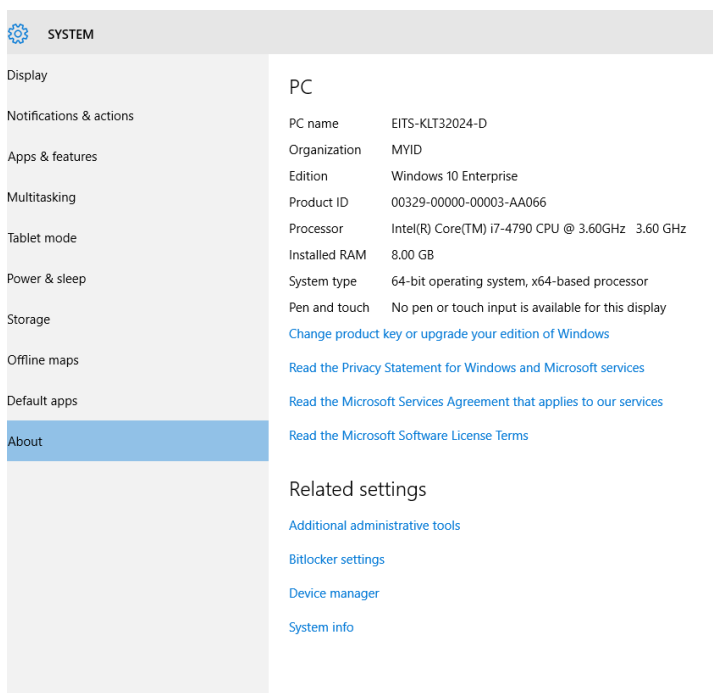
- 1.) In the Windows menu, click on “Settings” (shaped like a gear)



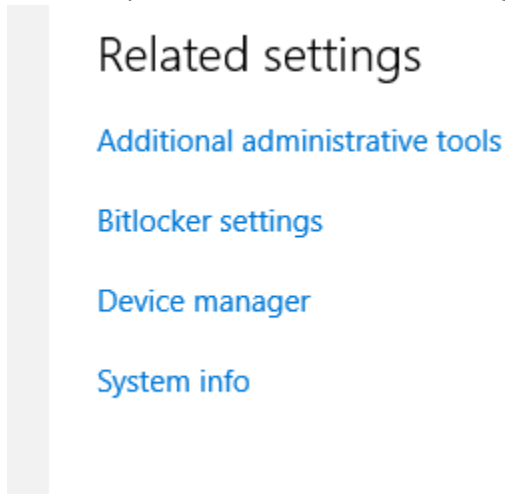
- 2.) Inside the Settings Menu, Click on “System”



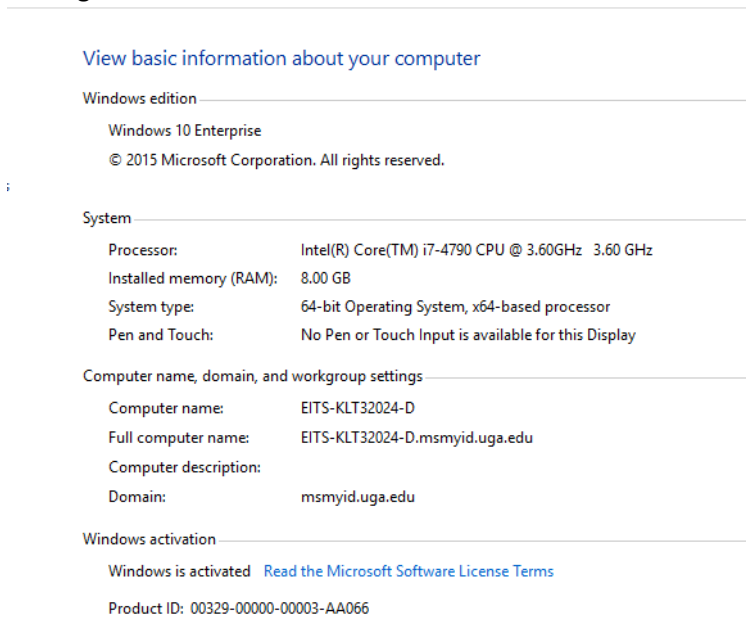
- 3.) Inside the System menu, click on the “About” tab (highlighted)



- 4.) At the very bottom under “Related Settings”, click on “System Info”.



- 5.) This should bring up all basic information on your computer settings. We are specifically interested in the information located under the “Computer Name, Domain and Workgroup Settings”.



6.) Your domain should say “msmyid.uga.edu”. If it does not, or it is blank, then your machine is not on the UGA MSMYID network. We need to have your IT staff correct this prior to using the cubes available through the Data Warehouse Reporting Portal. Please contact us for resources to begin the conversion process.

Computer name, domain, and workgroup settings \_\_\_\_\_

Computer name:	EITS-KLT32024-D
Full computer name:	EITS-KLT32024-D.msmyid.uga.edu
Computer description:	
Domain:	msmyid.uga.edu